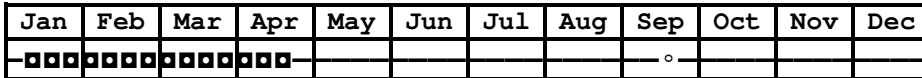
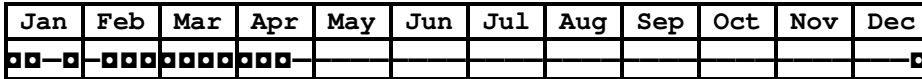
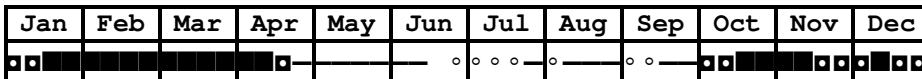
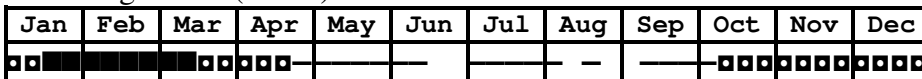


Frequency graphs from the 1st and 3rd editions of *Common Birds of Northwest California*. The numbers after the species names are the percent change in report frequency. The top graph for each species shows data prior to August, 2012; the bottom graph shows 2008-2017. ◦ = <1%, - = 1-5%, ◻ = 6-15%, ◼ = >15%.

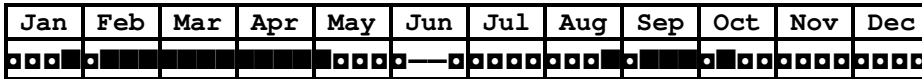
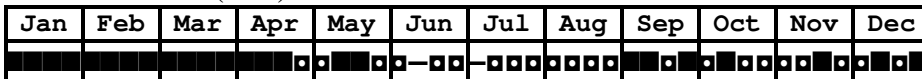
Brant (+15%)



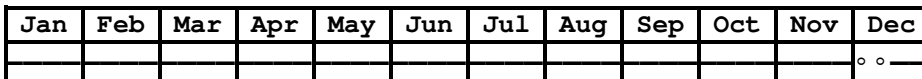
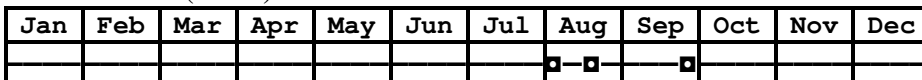
Cackling Goose (+36%)



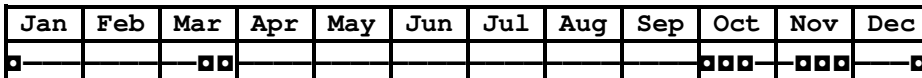
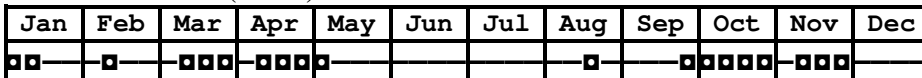
Canada Goose (-4%)



Wood Duck (-32%)



Cinnamon Teal (-18%)



Northern Shoveler (-5%)

Jan	Feb	Mar	Apr	May	Jun	Jul	Aug	Sep	Oct	Nov	Dec
■	■	■	■	■	—	—	—	—	■	■	■

Jan	Feb	Mar	Apr	May	Jun	Jul	Aug	Sep	Oct	Nov	Dec
■	■	■	■	—	—	○	○	—	■	■	■

Gadwall (-3%)

Jan	Feb	Mar	Apr	May	Jun	Jul	Aug	Sep	Oct	Nov	Dec
■	■	■	■	■	—	—	■	■	■	■	■

Jan	Feb	Mar	Apr	May	Jun	Jul	Aug	Sep	Oct	Nov	Dec
■	■	■	■	■	—	—	—	■	■	■	■

American Wigeon (+6%)

Jan	Feb	Mar	Apr	May	Jun	Jul	Aug	Sep	Oct	Nov	Dec
■	■	■	■	—	—	—	■	■	■	■	■

Jan	Feb	Mar	Apr	May	Jun	Jul	Aug	Sep	Oct	Nov	Dec
■	■	■	■	—	—	—	—	■	■	■	■

Mallard (-1%)

Jan	Feb	Mar	Apr	May	Jun	Jul	Aug	Sep	Oct	Nov	Dec
■	■	■	■	■	■	■	■	■	■	■	■

Jan	Feb	Mar	Apr	May	Jun	Jul	Aug	Sep	Oct	Nov	Dec
■	■	■	■	■	■	■	■	■	■	■	■

Northern Pintail (+17%)

Jan	Feb	Mar	Apr	May	Jun	Jul	Aug	Sep	Oct	Nov	Dec
■	■	■	—	—	—	—	■	■	■	■	■

Jan	Feb	Mar	Apr	May	Jun	Jul	Aug	Sep	Oct	Nov	Dec
■	■	■	■	—	○	○	—	■	■	■	■

Green-winged Teal (+5%)

Jan	Feb	Mar	Apr	May	Jun	Jul	Aug	Sep	Oct	Nov	Dec
■	■	■	■	■	—	—	■	■	■	■	■

Jan	Feb	Mar	Apr	May	Jun	Jul	Aug	Sep	Oct	Nov	Dec
■	■	■	■	—	○	○	—	■	■	■	■

Greater Scaup (-24%)

Jan	Feb	Mar	Apr	May	Jun	Jul	Aug	Sep	Oct	Nov	Dec
□□□□	□□□□	□□□□	□□□□	—	—	—	—	—	—	□□□□	□□□□

Jan	Feb	Mar	Apr	May	Jun	Jul	Aug	Sep	Oct	Nov	Dec
□□□□	□□□□	□□□□	□□□	—	— ° °	— ° °	° ° — °	—	—	□□□□	□□□□

Lesser Scaup (-9%)

Jan	Feb	Mar	Apr	May	Jun	Jul	Aug	Sep	Oct	Nov	Dec
□□□□	□□□□	—	□	—	—	—	—	—	—	□□□□	□□

Jan	Feb	Mar	Apr	May	Jun	Jul	Aug	Sep	Oct	Nov	Dec
□□□□	□	—	□	—	— ° ° °	— ° °	° ° — °	° ° °	—	—	□□□□

Surf Scoter (+4%)

Jan	Feb	Mar	Apr	May	Jun	Jul	Aug	Sep	Oct	Nov	Dec
□□□□	□□□□	□□□□	□□□□	□□□	—	—	□□□□	—	□	□□□□	□□□□

Jan	Feb	Mar	Apr	May	Jun	Jul	Aug	Sep	Oct	Nov	Dec
□□□□	□□□□	□□□□	□□□□	□□□□	—	—	□□□□	□□□□	—	□□□□	□□□□

White-winged Scoter (-26%)

Jan	Feb	Mar	Apr	May	Jun	Jul	Aug	Sep	Oct	Nov	Dec
□□□□	□□	□□□	□□□	—	—	—	—	—	—	□□	□□□

Jan	Feb	Mar	Apr	May	Jun	Jul	Aug	Sep	Oct	Nov	Dec
—	□	—	—	—	°	—	—	—	□	□□□□	—

Bufflehead (+0%)

Jan	Feb	Mar	Apr	May	Jun	Jul	Aug	Sep	Oct	Nov	Dec
□□□□	□□□□	□□□□	□□□□	□□	—	—	—	—	—	□	□□□□

Jan	Feb	Mar	Apr	May	Jun	Jul	Aug	Sep	Oct	Nov	Dec
□□□□	□□□□	□□□□	□□□□	—	—	°	—	—	°	—	□□□□

Common Merganser (-10%)

Jan	Feb	Mar	Apr	May	Jun	Jul	Aug	Sep	Oct	Nov	Dec
□	□□	□□□□	□□□□	□□□□	□	□	—	□	—	□	—

Jan	Feb	Mar	Apr	May	Jun	Jul	Aug	Sep	Oct	Nov	Dec
□	□	□□□□	□□□□	□	—	—	—	□	—	—	□□

Red-breasted Merganser (-5%)

Jan	Feb	Mar	Apr	May	Jun	Jul	Aug	Sep	Oct	Nov	Dec
□-□□	□□	□	□□□							□□	□□□

Jan	Feb	Mar	Apr	May	Jun	Jul	Aug	Sep	Oct	Nov	Dec
□□	□□□	□	□-□	□□□	□□□	□□□	□□□	□□□□		□	□□□

Ruddy Duck (+1%)

Jan	Feb	Mar	Apr	May	Jun	Jul	Aug	Sep	Oct	Nov	Dec
□□□	□□□□	□□□□□	□□							□□□□□	□□□

Jan	Feb	Mar	Apr	May	Jun	Jul	Aug	Sep	Oct	Nov	Dec
□□□□	□□□□	□□□□□	□□□		□□					□□□□	□□□□

California Quail (-26%)

Jan	Feb	Mar	Apr	May	Jun	Jul	Aug	Sep	Oct	Nov	Dec
□□□□	□□□□	□□□□□	□□□□□	□□□□	□□□□	□□□□	□□□□	□□□□	□□□□	□□□□	□□□□

Jan	Feb	Mar	Apr	May	Jun	Jul	Aug	Sep	Oct	Nov	Dec
□-□		□□□	□□□□□	□□□□	□□□□	□□□□	□□□□	□□□□	□□□□	□□□□	□□□□

Pied-billed Grebe (-13%)

Jan	Feb	Mar	Apr	May	Jun	Jul	Aug	Sep	Oct	Nov	Dec
□□□□	□□□□	□□□□□	□□□				□	□□	□□□□	□□□□	□□□□

Jan	Feb	Mar	Apr	May	Jun	Jul	Aug	Sep	Oct	Nov	Dec
□□□□	□□□□	□□□□□	□□□				□□□	□□□□	□□□□	□□□□	□□□□

Horned Grebe (+2%)

Jan	Feb	Mar	Apr	May	Jun	Jul	Aug	Sep	Oct	Nov	Dec
□□□□	□□□□	□□□□□	□□□□							□□□□	□□□□

Jan	Feb	Mar	Apr	May	Jun	Jul	Aug	Sep	Oct	Nov	Dec
□□□□	□□□□	□□□□□	□	□□□	□□□□	□□□		□		□□□□	□□□□

Eared Grebe (+25%)

Jan	Feb	Mar	Apr	May	Jun	Jul	Aug	Sep	Oct	Nov	Dec
□□□□	□□□□	□-□	□-□							□□□□	□□□□

Jan	Feb	Mar	Apr	May	Jun	Jul	Aug	Sep	Oct	Nov	Dec
□□□□	□□□□	□□□□□	□	□□□	□	□	□□□	□		□□□	□□□□

Anna's Hummingbird (+7%)

Jan	Feb	Mar	Apr	May	Jun	Jul	Aug	Sep	Oct	Nov	Dec

Jan	Feb	Mar	Apr	May	Jun	Jul	Aug	Sep	Oct	Nov	Dec

Allen's Hummingbird (-11%)

Jan	Feb	Mar	Apr	May	Jun	Jul	Aug	Sep	Oct	Nov	Dec
	—	□□□□□	□□□□□	□□□□□	□□□□□	□□□□□	—°	°			

Jan	Feb	Mar	Apr	May	Jun	Jul	Aug	Sep	Oct	Nov	Dec
	°—	□□□□□	□□□□□	□□□□□	□□□□□	□□□□□	°°°°	°°			

Virginia Rail (-5%)

Jan	Feb	Mar	Apr	May	Jun	Jul	Aug	Sep	Oct	Nov	Dec
□□							□□	□□□□□	□□□□□	□□□□□	□□□□

Jan	Feb	Mar	Apr	May	Jun	Jul	Aug	Sep	Oct	Nov	Dec
							□□	□□□□□	□□□□□	□□□□□	□□□□

American Coot (-6%)

Jan	Feb	Mar	Apr	May	Jun	Jul	Aug	Sep	Oct	Nov	Dec
□□□□	□□□□	□	□	□□□□			□□□□	□□□□□	□□□□□	□□□□□	□□□□

Jan	Feb	Mar	Apr	May	Jun	Jul	Aug	Sep	Oct	Nov	Dec
□□□□	□□□□	□□□□	□□□□	□□□□			□□□□	□□□□□	□□□□□	□□□□□	□□□□

American Avocet (-39%)

Jan	Feb	Mar	Apr	May	Jun	Jul	Aug	Sep	Oct	Nov	Dec
□□□□	□□□□	□	□					□□□□	□□□□□	□□□□□	□□□□

Jan	Feb	Mar	Apr	May	Jun	Jul	Aug	Sep	Oct	Nov	Dec
				°	°°°	°				□□	□

Black Oystercatcher (+16%)

Jan	Feb	Mar	Apr	May	Jun	Jul	Aug	Sep	Oct	Nov	Dec
					□	□	□□□□				

Jan	Feb	Mar	Apr	May	Jun	Jul	Aug	Sep	Oct	Nov	Dec
	□□				□	□□□□					

Black-bellied Plover (-8%)

Jan	Feb	Mar	Apr	May	Jun	Jul	Aug	Sep	Oct	Nov	Dec
□□□□	□□□□	□□	□□□				□□□□	□□□□	□□□□	□□□□	□□□□

Jan	Feb	Mar	Apr	May	Jun	Jul	Aug	Sep	Oct	Nov	Dec
□□□□	□□□	□□□	□□□□		◦◦		□□□□	□□	□□□□	□□□□	□□□□

Semipalmated Plover (+10%)

Jan	Feb	Mar	Apr	May	Jun	Jul	Aug	Sep	Oct	Nov	Dec
□□□□	□□□□	□□	□□□				□□□□	□□□□	□□□□	□□□□	□□□□

Jan	Feb	Mar	Apr	May	Jun	Jul	Aug	Sep	Oct	Nov	Dec
□□□□	□□□	□□□	□□□□		◦◦		□□□□	□□	□□□□	□□□□	□□□□

Killdeer (+4%)

Jan	Feb	Mar	Apr	May	Jun	Jul	Aug	Sep	Oct	Nov	Dec
□□□□	□□□□	□		□□□□	□		□	□□□□	□□□□	□□□□	□□□□

Jan	Feb	Mar	Apr	May	Jun	Jul	Aug	Sep	Oct	Nov	Dec
□□□□	□□□□	□		□□□□	□	□	□□□□	□□□□	□□□□	□□□□	□□□□

Long-billed Curlew (+13%)

Jan	Feb	Mar	Apr	May	Jun	Jul	Aug	Sep	Oct	Nov	Dec
□□□□	□□□	□			◦◦		□	□□	□□□□	□□□□	□□□□

Jan	Feb	Mar	Apr	May	Jun	Jul	Aug	Sep	Oct	Nov	Dec
□□□	□	□				□	□□□□	□□□□	□□□□	□□□□	□□□□

Marbled Godwit (-9%)

Jan	Feb	Mar	Apr	May	Jun	Jul	Aug	Sep	Oct	Nov	Dec
□□□	□□□□	□□□□	□□□□				□□□□	□□□□	□□□□	□□□□	□□□□

Jan	Feb	Mar	Apr	May	Jun	Jul	Aug	Sep	Oct	Nov	Dec
□□□□	□□□□	□□□□	□□□□				□□□□	□□□□	□□□□	□□□□	□□□□

Black Turnstone (+15%)

Jan	Feb	Mar	Apr	May	Jun	Jul	Aug	Sep	Oct	Nov	Dec
□□□□	□□□□	□□	□	◦◦	◦	◦	□□□□	□	□□	□□□□	□□□□

Jan	Feb	Mar	Apr	May	Jun	Jul	Aug	Sep	Oct	Nov	Dec
□□□□	□□□□	□□		◦	◦◦	◦	□□□□	□□	□□□□	□□□□	□□□□

Sanderling (-18%)

Jan	Feb	Mar	Apr	May	Jun	Jul	Aug	Sep	Oct	Nov	Dec
□□-□	□	□			° °		□	□		□□	□□□□

Jan	Feb	Mar	Apr	May	Jun	Jul	Aug	Sep	Oct	Nov	Dec
					° ° °				□		

Dunlin (-15%)

Jan	Feb	Mar	Apr	May	Jun	Jul	Aug	Sep	Oct	Nov	Dec
□□□□	□□□		□□□□	□	° °	° °	- ° °		□□□	□□□	□□□□

Jan	Feb	Mar	Apr	May	Jun	Jul	Aug	Sep	Oct	Nov	Dec
□□□□	□□□		□□□	□ °	° °	° - ° °	- ° ° °	°	□□□	□□□□	□□□□

Least Sandpiper (-2%)

Jan	Feb	Mar	Apr	May	Jun	Jul	Aug	Sep	Oct	Nov	Dec
□□□□	□□□□	□□	□□□□	□ ° °	°	□□□	□□□□	□□□□	□□□□	□□□□	□□□□

Jan	Feb	Mar	Apr	May	Jun	Jul	Aug	Sep	Oct	Nov	Dec
□□□□	□□□□	□□□□	□□□□	□ ° °	°	□□	□□□□	□□□□	□□□□	□□□□	□□□□

Western Sandpiper (-2%)

Jan	Feb	Mar	Apr	May	Jun	Jul	Aug	Sep	Oct	Nov	Dec
□□-□			□□□□	□	°	□□□□	□□□□	□□□□	□□□□	□□□□	□□□□

Jan	Feb	Mar	Apr	May	Jun	Jul	Aug	Sep	Oct	Nov	Dec
□□-□			□□	□	° °	□□	□□□□	□□□□	□□□□	□□□□	□□□□

Long-billed Dowitcher (-11%)

Jan	Feb	Mar	Apr	May	Jun	Jul	Aug	Sep	Oct	Nov	Dec
□□□□			□ □		°			□	□	□	□□□□

Jan	Feb	Mar	Apr	May	Jun	Jul	Aug	Sep	Oct	Nov	Dec
				°	° ° °		□	□	□□□□	□ □	□

Willet (-11%)

Jan	Feb	Mar	Apr	May	Jun	Jul	Aug	Sep	Oct	Nov	Dec
□□□□	□□□□	□□□□	□□□□			□ □	□□□□	□□□□	□□□□	□□□□	□□□□

Jan	Feb	Mar	Apr	May	Jun	Jul	Aug	Sep	Oct	Nov	Dec
□□□□	□□□□	□□□□	□□□□	°		□□□□	□□□□	□□□□	□□□□	□□□□	□□□□

Common Loon (+12%)

Jan	Feb	Mar	Apr	May	Jun	Jul	Aug	Sep	Oct	Nov	Dec
□□□□	□□□	□□□	□□□□	□□	□	□	□	□□	□□	□□□□	□□□□

Jan	Feb	Mar	Apr	May	Jun	Jul	Aug	Sep	Oct	Nov	Dec
□□□□	□□□□	□□□□	□□□□	□□	□	□	□□	□	□□	□□□□	□□□□

Brandt's Cormorant (-1%)

Jan	Feb	Mar	Apr	May	Jun	Jul	Aug	Sep	Oct	Nov	Dec
□	□	□	□	□	□□	□□	□□	□	□	□	□

Jan	Feb	Mar	Apr	May	Jun	Jul	Aug	Sep	Oct	Nov	Dec
□	□	□	□	□	□	□	□□	□	□	□	□

Double-crested Cormorant (+7%)

Jan	Feb	Mar	Apr	May	Jun	Jul	Aug	Sep	Oct	Nov	Dec
□□	□□□□	□	□	□	□□	□	□	□	□	□	□

Jan	Feb	Mar	Apr	May	Jun	Jul	Aug	Sep	Oct	Nov	Dec
□□□□	□□□□	□	□	□	□	□	□	□	□	□	□

Pelagic Cormorant (+7%)

Jan	Feb	Mar	Apr	May	Jun	Jul	Aug	Sep	Oct	Nov	Dec
□	□□	□□□	□	□□	□□	□	□□□	□	□	□	□□

Jan	Feb	Mar	Apr	May	Jun	Jul	Aug	Sep	Oct	Nov	Dec
□	□□	□□□	□	□	□	□□	□□□	□□	□□□	□□□	□□□

Brown Pelican (-3%)

Jan	Feb	Mar	Apr	May	Jun	Jul	Aug	Sep	Oct	Nov	Dec
□□□□	□□□	□	□□	□□□	□□□	□	□	□	□□	□□□	□□□

Jan	Feb	Mar	Apr	May	Jun	Jul	Aug	Sep	Oct	Nov	Dec
□□□□	□□□	□	□	□□□	□□□	□	□	□	□	□	□□□

Great Blue Heron (+4%)

Jan	Feb	Mar	Apr	May	Jun	Jul	Aug	Sep	Oct	Nov	Dec
□	□□	□□□	□□□	□□□	□□□	□□	□	□	□	□	□

Jan	Feb	Mar	Apr	May	Jun	Jul	Aug	Sep	Oct	Nov	Dec
□	□□	□□□	□□□	□□□	□□□	□	□	□	□	□	□

Great Egret (+5%)

Jan	Feb	Mar	Apr	May	Jun	Jul	Aug	Sep	Oct	Nov	Dec
			■	■	■	■					

Jan	Feb	Mar	Apr	May	Jun	Jul	Aug	Sep	Oct	Nov	Dec
			■	■	■						

Snowy Egret (-10%)

Jan	Feb	Mar	Apr	May	Jun	Jul	Aug	Sep	Oct	Nov	Dec
■	■	■	■			■	■	■	■	■	■

Jan	Feb	Mar	Apr	May	Jun	Jul	Aug	Sep	Oct	Nov	Dec
■	■	■	■			■	■	■	■	■	■

Black-crowned Night-Heron (+9%)

Jan	Feb	Mar	Apr	May	Jun	Jul	Aug	Sep	Oct	Nov	Dec
■	■		■	■	■	■	■	■	■	■	■

Jan	Feb	Mar	Apr	May	Jun	Jul	Aug	Sep	Oct	Nov	Dec
■	■		■	■	■	■	■	■	■	■	■

Turkey Vulture (+5%)

Jan	Feb	Mar	Apr	May	Jun	Jul	Aug	Sep	Oct	Nov	Dec

Jan	Feb	Mar	Apr	May	Jun	Jul	Aug	Sep	Oct	Nov	Dec

Osprey (+4%)

Jan	Feb	Mar	Apr	May	Jun	Jul	Aug	Sep	Oct	Nov	Dec
		■	■	■	■	■	■	■			

Jan	Feb	Mar	Apr	May	Jun	Jul	Aug	Sep	Oct	Nov	Dec
■	■	■	■	■	■	■	■	■			■

White-tailed Kite (-21%)

Jan	Feb	Mar	Apr	May	Jun	Jul	Aug	Sep	Oct	Nov	Dec
■	■	■	■	■	■	■	■	■	■	■	■

Jan	Feb	Mar	Apr	May	Jun	Jul	Aug	Sep	Oct	Nov	Dec
■	■	■	■	■		■	■	■	■	■	■

Northern Harrier (-2%)

Jan	Feb	Mar	Apr	May	Jun	Jul	Aug	Sep	Oct	Nov	Dec
		□□□□	□□□□				□-□	□□□□	□□		

Jan	Feb	Mar	Apr	May	Jun	Jul	Aug	Sep	Oct	Nov	Dec
		□□□□	□□□□			□□-□	□□□□	□□□□	□		

Sharp-shinned Hawk (-26%)

Jan	Feb	Mar	Apr	May	Jun	Jul	Aug	Sep	Oct	Nov	Dec
□	□-□								□□	□-□	□□

Jan	Feb	Mar	Apr	May	Jun	Jul	Aug	Sep	Oct	Nov	Dec
				°°°	°°°°	°°°					□

Cooper's Hawk (-4%)

Jan	Feb	Mar	Apr	May	Jun	Jul	Aug	Sep	Oct	Nov	Dec
□□							□				□□

Jan	Feb	Mar	Apr	May	Jun	Jul	Aug	Sep	Oct	Nov	Dec
										□	

Bald Eagle (-1%)

Jan	Feb	Mar	Apr	May	Jun	Jul	Aug	Sep	Oct	Nov	Dec
	□	□	□□								□

Jan	Feb	Mar	Apr	May	Jun	Jul	Aug	Sep	Oct	Nov	Dec
	□							°			

Red-shouldered Hawk (-8%)

Jan	Feb	Mar	Apr	May	Jun	Jul	Aug	Sep	Oct	Nov	Dec
			□□□□	□□□□	□□□□	□□□□	□□□□	□□			

Jan	Feb	Mar	Apr	May	Jun	Jul	Aug	Sep	Oct	Nov	Dec
	□	□	□□□□	□□□□	□□□□	□□□□	□□□□	□□			

Red-tailed Hawk (-21%)

Jan	Feb	Mar	Apr	May	Jun	Jul	Aug	Sep	Oct	Nov	Dec
		□□	□□□□	□□□□	□□□□	□□□□	□□-□	□□□□			

Jan	Feb	Mar	Apr	May	Jun	Jul	Aug	Sep	Oct	Nov	Dec
		□□	□□□□	□□□□	□□□□	□□□□	□□□□	□□□□			

Common Raven (-5%)

Jan	Feb	Mar	Apr	May	Jun	Jul	Aug	Sep	Oct	Nov	Dec
■	■	■	■	■	■	■	■	■	■	■	■

Jan	Feb	Mar	Apr	May	Jun	Jul	Aug	Sep	Oct	Nov	Dec
■	■	■	■	■	■	■	■	■	■	■	■

Tree Swallow (-2%)

Jan	Feb	Mar	Apr	May	Jun	Jul	Aug	Sep	Oct	Nov	Dec
○	○	■	■	■	■	■	■	■	○	○	○

Jan	Feb	Mar	Apr	May	Jun	Jul	Aug	Sep	Oct	Nov	Dec
○	○	■	■	■	■	■	■	■	○	○	○

Violet-green Swallow (-13%)

Jan	Feb	Mar	Apr	May	Jun	Jul	Aug	Sep	Oct	Nov	Dec
○	○	■	■	■	■	■	■	■	○	○	○

Jan	Feb	Mar	Apr	May	Jun	Jul	Aug	Sep	Oct	Nov	Dec
○	○	■	■	■	■	■	■	■	○	○	○

Northern Rough-winged Swallow (-17%)

Jan	Feb	Mar	Apr	May	Jun	Jul	Aug	Sep	Oct	Nov	Dec
○	○	■	■	■	■	■	■	○	○	○	○

Jan	Feb	Mar	Apr	May	Jun	Jul	Aug	Sep	Oct	Nov	Dec
○	○	■	■	■	■	■	○	○	○	○	○

Cliff Swallow (-17%)

Jan	Feb	Mar	Apr	May	Jun	Jul	Aug	Sep	Oct	Nov	Dec
○	○	■	■	■	■	■	■	○	○	○	○

Jan	Feb	Mar	Apr	May	Jun	Jul	Aug	Sep	Oct	Nov	Dec
○	○	■	■	■	■	■	○	○	○	○	○

Barn Swallow (-4%)

Jan	Feb	Mar	Apr	May	Jun	Jul	Aug	Sep	Oct	Nov	Dec
○	○	■	■	■	■	■	■	○	○	○	○

Jan	Feb	Mar	Apr	May	Jun	Jul	Aug	Sep	Oct	Nov	Dec
○	○	■	■	■	■	■	○	○	○	○	○

Marsh Wren (-15%)

Jan	Feb	Mar	Apr	May	Jun	Jul	Aug	Sep	Oct	Nov	Dec
		□	□	□	□	□	□	□			

Jan	Feb	Mar	Apr	May	Jun	Jul	Aug	Sep	Oct	Nov	Dec
□	□	□	□	□	□	□	□	□	□	□	□

Golden-crowned Kinglet (-8%)

Jan	Feb	Mar	Apr	May	Jun	Jul	Aug	Sep	Oct	Nov	Dec
□	□	□	□	□	□	□	□	□	□	□	□

Jan	Feb	Mar	Apr	May	Jun	Jul	Aug	Sep	Oct	Nov	Dec
□	□	□	□	□	□	□	□	□	□	□	□

Ruby-crowned Kinglet (-3%)

Jan	Feb	Mar	Apr	May	Jun	Jul	Aug	Sep	Oct	Nov	Dec
			□	○	○	○		□			

Jan	Feb	Mar	Apr	May	Jun	Jul	Aug	Sep	Oct	Nov	Dec
			□	○	○	○	○	○	□		

Wrentit (-10%)

Jan	Feb	Mar	Apr	May	Jun	Jul	Aug	Sep	Oct	Nov	Dec
□	□	□					□	□	□	□	□

Jan	Feb	Mar	Apr	May	Jun	Jul	Aug	Sep	Oct	Nov	Dec
□	□	□	□				□	□	□	□	□

Swainson's Thrush (-1%)

Jan	Feb	Mar	Apr	May	Jun	Jul	Aug	Sep	Oct	Nov	Dec
		○	○	□			□	□		○	

Jan	Feb	Mar	Apr	May	Jun	Jul	Aug	Sep	Oct	Nov	Dec
			○	□			□	□		○	

Hermit Thrush (-18%)

Jan	Feb	Mar	Apr	May	Jun	Jul	Aug	Sep	Oct	Nov	Dec
□	□	□	□	□	□	□			□	□	□

Jan	Feb	Mar	Apr	May	Jun	Jul	Aug	Sep	Oct	Nov	Dec
□	□	□			□	□			□	□	□

American Robin (-16%)

Jan	Feb	Mar	Apr	May	Jun	Jul	Aug	Sep	Oct	Nov	Dec
■	■	■	■	■	■	■	■	□	□	□	□

Jan	Feb	Mar	Apr	May	Jun	Jul	Aug	Sep	Oct	Nov	Dec
■	■	■	■	■	■	■	■	□	□	□	□

Varied Thrush (-16%)

Jan	Feb	Mar	Apr	May	Jun	Jul	Aug	Sep	Oct	Nov	Dec
□	□	□	□	□	□	□	□	□	□	□	□

Jan	Feb	Mar	Apr	May	Jun	Jul	Aug	Sep	Oct	Nov	Dec
□	□	□	□	□	□	□	□	□	□	□	□

European Starling (-13%)

Jan	Feb	Mar	Apr	May	Jun	Jul	Aug	Sep	Oct	Nov	Dec
■	■	■	■	■	■	■	■	■	■	■	■

Jan	Feb	Mar	Apr	May	Jun	Jul	Aug	Sep	Oct	Nov	Dec
■	■	■	■	■	■	■	■	■	■	■	■

Cedar Waxwing (-2%)

Jan	Feb	Mar	Apr	May	Jun	Jul	Aug	Sep	Oct	Nov	Dec
○	■	■	■	■	■	■	■	■	■	■	■

Jan	Feb	Mar	Apr	May	Jun	Jul	Aug	Sep	Oct	Nov	Dec
■	■	■	■	■	■	■	■	■	■	■	○

House Sparrow (-18%)

Jan	Feb	Mar	Apr	May	Jun	Jul	Aug	Sep	Oct	Nov	Dec
■	■	■	■	■	■	■	■	■	■	■	■

Jan	Feb	Mar	Apr	May	Jun	Jul	Aug	Sep	Oct	Nov	Dec
■	■	■	■	■	■	■	■	■	■	■	■

American Pipit (-10%)

Jan	Feb	Mar	Apr	May	Jun	Jul	Aug	Sep	Oct	Nov	Dec
□	□	■	■	○	○	○	■	■	■	■	■

Jan	Feb	Mar	Apr	May	Jun	Jul	Aug	Sep	Oct	Nov	Dec
○	■	■	○	○	○	■	○	■	■	■	■

Spotted Towhee (+12%)

Jan	Feb	Mar	Apr	May	Jun	Jul	Aug	Sep	Oct	Nov	Dec
□□□□	□□□□	□□□□	□□□□	□□□□	□□	□□□□	□-□	—	□□□□	□□□□	□□

Jan	Feb	Mar	Apr	May	Jun	Jul	Aug	Sep	Oct	Nov	Dec
□□□□	□□□□	□□□□	□□□□	□□□□	□□□□	□□□□	—	—	□□□□	□□□□	□□□□

Savannah Sparrow (-3%)

Jan	Feb	Mar	Apr	May	Jun	Jul	Aug	Sep	Oct	Nov	Dec
□□□□	□□□□	—	□□□□	□□□□	□□□	□□□□	□□□□	□□□□	□□□□	□□□□	□□□□

Jan	Feb	Mar	Apr	May	Jun	Jul	Aug	Sep	Oct	Nov	Dec
□□□□	□□□	—	□□□□	□□	—	□	□□□□	□□□□	□□□□	□□□□	□□□□

Fox Sparrow (+2%)

Jan	Feb	Mar	Apr	May	Jun	Jul	Aug	Sep	Oct	Nov	Dec
□□□□	□□□□	□□□□	□□□□	—	—	—	°	°	°	—	□□□□

Jan	Feb	Mar	Apr	May	Jun	Jul	Aug	Sep	Oct	Nov	Dec
□□□□	□□□□	□□□□	□□□	—	—	—	°°°	—	□□□□	□□□□	□□□□

Song Sparrow (-5%)

Jan	Feb	Mar	Apr	May	Jun	Jul	Aug	Sep	Oct	Nov	Dec
□□□□	□□□□	□□□□	□□□□	□□□□	□□□□	□□□□	□□□□	□□□□	□□□□	□□□□	□□□□

Jan	Feb	Mar	Apr	May	Jun	Jul	Aug	Sep	Oct	Nov	Dec
□□□□	□□□□	□□□□	□□□□	□□□□	□□□□	□□□□	□□□□	□□□□	□□□□	□□□□	□□□□

Lincoln's Sparrow (-11%)

Jan	Feb	Mar	Apr	May	Jun	Jul	Aug	Sep	Oct	Nov	Dec
□□□□	□	—	□	□	—	°	—	°	—	□□□□	□□□□

Jan	Feb	Mar	Apr	May	Jun	Jul	Aug	Sep	Oct	Nov	Dec
□□-□	—	—	□	°°°	°	°°	—	°°	—	□□□□	□□□□

White-throated Sparrow (+19%)

Jan	Feb	Mar	Apr	May	Jun	Jul	Aug	Sep	Oct	Nov	Dec
□-□	—	□	—	—	—	—	°	—	—	□-□	—

Jan	Feb	Mar	Apr	May	Jun	Jul	Aug	Sep	Oct	Nov	Dec
□	—	—	—	—	°°	—	°	°	—	□□□	□□□□

Brown-headed Cowbird (-15%)

Jan	Feb	Mar	Apr	May	Jun	Jul	Aug	Sep	Oct	Nov	Dec	
—□□			—□	■	■	■	■	■	□			

Jan	Feb	Mar	Apr	May	Jun	Jul	Aug	Sep	Oct	Nov	Dec	
			—□□□	□	■	■	■	■	■	■		

Brewer's Blackbird (-19%)

Jan	Feb	Mar	Apr	May	Jun	Jul	Aug	Sep	Oct	Nov	Dec	
□□□	□□□	□□□	□□□	□□□	□□□	□□□	□□□	—□□	—□□□	□	■	■

Jan	Feb	Mar	Apr	May	Jun	Jul	Aug	Sep	Oct	Nov	Dec	
□□□	□□□	□□□	□□□	□□□	□□□	□□□	□□□	—□	—□□□	□	■	■

Orange-crowned Warbler (-3%)

Jan	Feb	Mar	Apr	May	Jun	Jul	Aug	Sep	Oct	Nov	Dec	
□□	—□	—□	—□	■	■	■	■	■	■	■	—□	—□□

Jan	Feb	Mar	Apr	May	Jun	Jul	Aug	Sep	Oct	Nov	Dec	
		—□□	■	■	■	■	■	■	■	■	—□□	—□□

Common Yellowthroat (+13%)

Jan	Feb	Mar	Apr	May	Jun	Jul	Aug	Sep	Oct	Nov	Dec	
○—○○	○○○○	○—	—□□□	□□□		—□	—□□	■	■	■	—□	

Jan	Feb	Mar	Apr	May	Jun	Jul	Aug	Sep	Oct	Nov	Dec	
—○	○○○○	○○	—□□□	□□	—□	□□□	—□□	■	■	■	—□	

Yellow Warbler (+2%)

Jan	Feb	Mar	Apr	May	Jun	Jul	Aug	Sep	Oct	Nov	Dec	
○○—○	○		○○	—□□□	□□□	□□	—□□	■	■	—□	○○○	—○○

Jan	Feb	Mar	Apr	May	Jun	Jul	Aug	Sep	Oct	Nov	Dec	
○○○○	○○○	○○	○○	—□□□	□□□	□□	—□	■	■	■	—□	○○○○

Yellow-rumped Warbler (-14%)

Jan	Feb	Mar	Apr	May	Jun	Jul	Aug	Sep	Oct	Nov	Dec	
■	■	■	■	■	—□	—□□	□	—○	—□	■	■	■

Jan	Feb	Mar	Apr	May	Jun	Jul	Aug	Sep	Oct	Nov	Dec	
■	■	■	■	—□□	—□□□	□		—□	■	■	■	■

Lazuli Bunting (-5%)

Jan	Feb	Mar	Apr	May	Jun	Jul	Aug	Sep	Oct	Nov	Dec
			○	■	■	■	○	○			

Jan	Feb	Mar	Apr	May	Jun	Jul	Aug	Sep	Oct	Nov	Dec
			○	■	■	■	○	○		○	